

Combi

Combi Baby Label Baby tableware items

- Lunch plate
- Baby feeding bowl
- Deep feeding bowl
- Baby first cup
- Feeding spoon with case
- Spoon and fork set with case

User manual

For safety of your baby, please read this manual carefully and use accordingly. Please keep this manual properly for future reference. If you transfer the product to others, please also attach this manual to the product.



Combi Corporation

Index

Before use.....1
 For safety.....2~4
 ● When using.....2
 ● Caution items about use with microwave oven.....4
 Lunch plate.....5
 Baby feeding bowl, deep feeding bowl and baby first cup.....6
 Feeding spoon.....7
 Spoon & fork.....8
 Washing and sterilizing.....9
 Storage after use.....10
 Materials.....10

Before use

- This product is a general tableware set to be used to feed child with weaning food etc..
- Before use, wash the tableware set thoroughly.
- Because of material characteristics, there may be bubbles seen on the surface of product but this does not affect normal use.

1

● When using

⚠ WARNING

- When using the product in microwave oven, in case the liquid inside may cause boiling phenomenon and burst.
Please wait for 1 minute or more before taking the tableware from the oven.
- ※ Boiling phenomenon refers to the effect of overheated liquid when liquid suddenly boils vigorously upon a sudden movement.

⚠ CAUTION

- Keep away from fire.
- Do not drop or expose product to shock. Damage may be caused.
- When using as a masher, do not use metal spoons or sharp tools as they may cause damage to the protruded surface of the masher.
- If any of the items appear to cause an allergic reaction to the baby's skin, cease using and consult a doctor immediately.

3

For safe use of our product

- The caution items mentioned in this user manual are for your reference in order to use this product safely. [Warning] and [Caution] indicate the potential consequences if the mentioned are not followed properly and are categorized according to the level of severity.

⚠ WARNING	Improper usage may result in death or severe injury.
⚠ CAUTION	Improper usage may result in injury or damage to product.

● When using

⚠ WARNING

For your child's safety and health

- Always use this product with adult supervision.
- Before each use, inspect the product. Throw away at the first sign of damage or weakness.
- Always check food temperature before feeding.
- Do not leave child unattended when using the product.

2

● Caution items about use with microwave oven

⚠ CAUTION

- Plastic part may be damaged if the below is not followed properly. Make sure to follow the below accordingly.
- Make sure not to apply this product to direct heat source, hot plate, oven, grill or toaster etc..
- After using grill or toaster as in the microwave oven, make sure the temperature inside is not high before place the product into it.
- Do not expose empty tableware to heat source.
- Do not heat any tableware that is tightly air-sealed.
- Do not use with food with high oil or sugar content since they may become very hot upon heating.
- When using to heat food with little water content, make sure to set the microwave oven timer to a short period of time and watch carefully.
- Use only within the temperature guidelines indicated on the product.
- Follow the below properly to avoid getting burnt. Make sure to follow the below accordingly.
- Tableware may become very hot upon heating. When taking out from microwave oven pay particular attention.
- Color from food like carrot, tomato or pumpkin may stain onto the tableware.
- Food may burst out when heating with microwave oven. Do not overload the tableware with food or liquid.
- Make sure to follow the instructions of the microwave oven as well.
- Take extra care when microwave heating. Always stir heated food to ensure even heat distribution and test the temperature before serving.


4

About lunch plate

● Lunch plate

The set includes a large plate and a small plate. Please use in combination or separately depending on purposes or age.

Large plate



Small plate



Be careful not to press on the edge of plate in case it may flip over.

5

About spoon and fork

● Spoon

The shape of spoon is made curved to be held more easily by child.



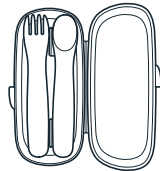
● Fork

Fork tip comes with 4 tines to hold food more easily.



● Storage case

Case included to bring along with when out and about



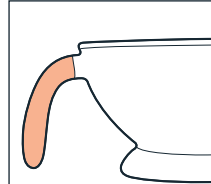
8

About baby feeding bowl, deep feeding bowl and baby first cup

● Baby feeding bowl, deep feeding bowl and baby first cup.



The grip is colored so that child can associate it with handle.



Handle shape is made thick to fit child's hand more easily.



Adult should accompany the child and pay particular attention when the child is using the feeding spoon, baby feeding bowl, deep feeding bowl, baby first cup, spoon and fork etc. in case child may hurt itself accidentally.

6

Washing and sterilizing

- Make sure to wash thoroughly before and after use of product.
- Do not apply abrasive washing powder or scrubbing brush as they may hurt the product surface. Use soft sponge to wash the product.
- Apply neutral detergent only when washing. Follow the instructions of the detergent.
- When sterilizing, use a large pot and pour enough water inside and heat the water until it boils. Place tableware inside for around 2~3 minutes. (Exposure to boiling water for too long may cause damage to product.)
- When bleaching the product, apply bleaching agents that are suitable to kitchenware.
- Do not bleach for more than 30~40 minutes. Follow the bleaching agent instructions properly.
- When using sterilizing agent or anti-bacteria agent, make sure to follow the caution items accordingly.
- When using dish washer, make sure to follow the instruction properly.
- Food color may remain on the product surface even after washing. This does not affect normal use of product.

9

About feeding spoon

● Feeding spoon (For piling food)

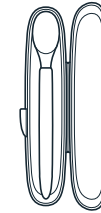
The spoon tip is made with soft material so that it can be used to feed your child more easily and pile up food paste more easily.

※If child bite strongly, teeth mark may remain.



● Storage case

Case included to bring along with when out and about



7

Storage after use

- After use, apply neutral detergent and wash the tableware immediately with warm water.
- If any damage or rift is found on product, stop using immediately and replace with new ones.

Materials:

Item	Plastic Resin Material	Heat Resistance	Cold Resistance	Volume
● Feeding spoon (For piling food)				
Handle	Polypropylene	140°C		
Tip	TPE	140°C		
● Case of feeding spoon	Polypropylene	110°C		
● Lunch plate				
Large plate	Polypropylene	140°C	-40°C	
Small plate	Polypropylene	140°C	-40°C	
● Baby feeding bowl	Polypropylene	140°C	-40°C	200ml
● Deep feeding bowl	Polypropylene	140°C	-40°C	260ml
● Baby first cup	Polypropylene	140°C	-40°C	210ml
● Spoon	Polypropylene	140°C		
● Fork	Polypropylene	140°C		
● Case of Spoon & Fork	Polypropylene	110°C		

10